


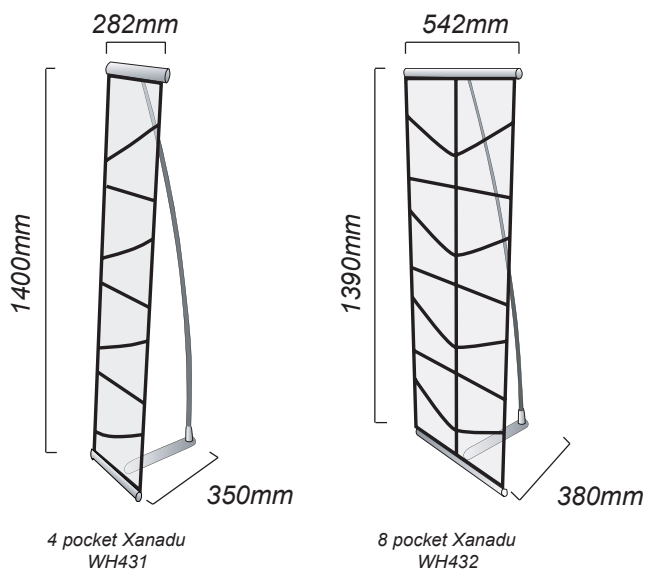
Lightweight and easy to use, Xanadu is an ideal literature holder for any Exhibition or event.



8 and 4 Pocket Xanadu

features & benefits

- Lightweight components
- Quick and easy to assemble
- 4 pocket or 8 pocket options
- Available in black
- 3 piece construction
- Includes carry bag




4 pocket Xanadu
WH431

8 pocket Xanadu
WH432


4 pocket	8 pocket	additional info
<p><i>Hardware Dimensions (mm)</i> 1400 (h) x 282 (w) x 350 (d)</p> <p><i>Max literature Dimensions (mm):</i> 320 (h) x 240 (w)</p> <p><i>Weight:</i> 1.3kg approx</p>	<p><i>Hardware Dimensions (mm)</i> 1390 (h) x 542 (w) x 380 (d)</p> <p><i>Max literature Dimensions (mm):</i> 320 (h) x 240 (w)</p> <p><i>Weight:</i> 1.7kg approx</p>	<p><i>Included in kit:</i> Fabric literature holder, stabilising foot, bungee pole and carry bag</p> <p><i>Availability:</i> Black</p>





Kit includes: bungee pole, carry bag, fabric literature holder and stabilising foot.



1 Loosen the screw on the stabilising foot and slide out the extension.




2 Take the literature holder and slide the stabilising foot onto the extension.



4 Once the rail is centralised on the foot, tighten into position by turning the screw.




5 Open up the bungee pole and connect each part together.



6 Fit the wider end of the bungee pole into the base.



7 Bend the pole slightly, hold up the literature holder and fit the top rail onto the pole.



8 Pocket Xanadu



4 Pocket Xanadu